

## LD Mobile Back-Office Software



User's Guide  
*For*  
Mobile Back-Office

*Designed and Developed by*  
**Apex Softcell (India) Pvt. Ltd.**  
*Makers of Lidha-Didha*

## TABLE OF CONTENTS

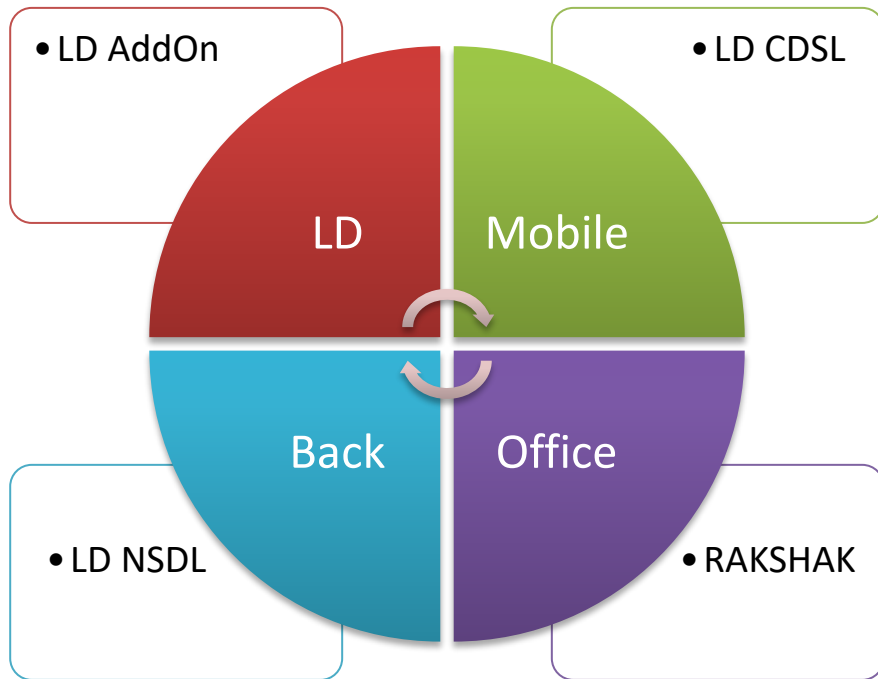
---

LD Mobile Back-Office Software .....	1
Table of Contents .....	2
User Guide.....	3
Getting Started .....	4
Introduction.....	5
Purpose.....	6
LD-Mobile (Back-Office) .....	7
About LD .....	8
Copyright .....	9
Login .....	10
LD .....	20
Notional Cash Segment .....	21
Notional Derivative Segment .....	23
Financial Statement.....	25
Client Snap Shot .....	27
Ultimate Delivery .....	31
Global Cash Net O/S .....	32
Global Derivative Net O/S .....	34
Payment Request .....	36
LDCDSL .....	38
Select Your DP .....	41
LDCDSL Holding .....	42
LDCDSL Transactions .....	44
LDCDSL Financial Statement .....	46
LDNSDL.....	48
LDNSDL Holding.....	51
LDNSDL Transactions.....	53
LDNSDL Financial Statement .....	55

## USER GUIDE

---

LdMobile access data from four different databases and products. These are LD Addon, LD CDSL, LD NSDL and LD RAKSHAK. This user guide will help user to understand each of the report and how to use LdMobile to access these different reports.



## GETTING STARTED

---

LD Mobile Help Guide is designed for understanding the operating of LD's Mobile Back-Office Software and knowledge bases. It has all the capabilities of viewing reports that you may require on day to day basis. The data is synchronized at any point of time.

Its enhanced capabilities enable you to view report(s) from four different back-office systems viz. LD Trading Back-Office, LD CDSL DP Back-Office, LD NSDL DP Back-Office and LD Rakshak software.

This section explains the following:

- Introduction
- Copyright
- Installing LD Mobile
- Working with LD Mobile
- Uninstalling LD Mobile

## INTRODUCTION

---

LD Mobile stands for LD – Mobile Back-Office Software. This software provides a wide range of reports across four different back-office systems of LD viz. LD, LDCDSL, LDNSDL, and LD RAKSHAK. With this application, you can manage the ten different reports that user may require frequently.

LD Mobile enables you to:

- View LD Trading Back-Office Reports
- View LD CDSL Back-Office Reports
- View LD NSDL Back-Office Reports

## **PURPOSE**

---

The purpose of this document is to guide the user to explore and use this LD-Mobile Back-Office software.

## **LD-MOBILE (BACK-OFFICE)**

---

LD Mobile, is a back-Office Software for Individuals. It helps end-user to manage reports that user may require on daily basis.

## ABOUT LD

---

We, Apex Softcell (India) PVT. LTD., known as **Lidha-Didha** are solution provider for Back-Office Solution.

We have the following products that enhances the brokers' Back-Office operation beyond the limits of merely trading. The reason being, Rakshak, that reads the Trades and LTP (Last Traded Price) from Trading Front-end Platform to Brokers Back-Office on real time. This gives broker an End-to-End Solution.

- Centralize Client Manager - CCM
- Rakshak - RK
- Trading Back-Office - LD
- DP Back-Office – LDDP (For Both Depositories CDSL as well as NSDL)
- Digital E-signer
- LD Mobile Back-Office
- PMS - Portfolio Management System
- E-KYC
- FM - Franchise Management



## **COPYRIGHT**

---

Copyright ©2012 - 2017 Apex Softcell (India) Pvt. Ltd.

[www.apexsoftcell.com](http://www.apexsoftcell.com)

### ***All rights reserved***

All rights reserved. No part of this publication may be reproduced, distributed, or transmitted in any form or by any means, including photocopying, recording, or other electronic or mechanical methods, without the prior written permission of the publisher, except in the case of brief quotations embodied in critical reviews and certain other noncommercial uses permitted by copyright law. For permission requests, write to the publisher, addressed "Attention: Permissions Coordinator," at the address below.

## LOGIN

---


To use LD Mobile Back-Office software, install application on your device. Once you install the application on your device you will find LD MBOS icon on your device.

LD MBOS: 

### Key Note

To Install LD Mobile Back-Office, refer ***LD Mobile Installation Guide***.

To launch application, select and press over icon. Application will show splash screen as shown below



After couple of seconds, (depending on your device speed) LdMobile will display a screen which will have Firm List.



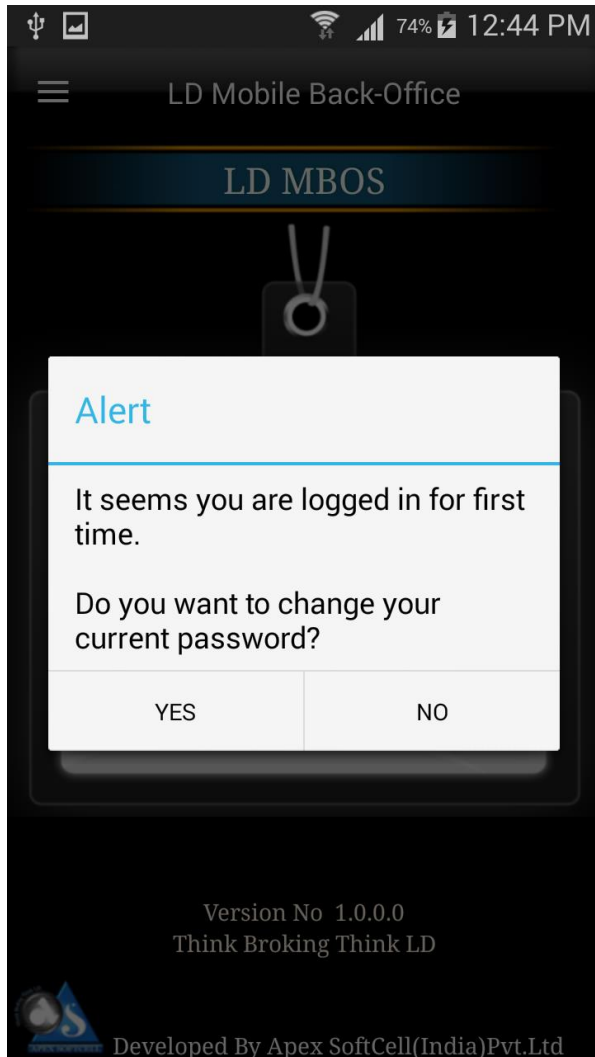
- To **Login**, select company from a list.
- It will prompt you to enter User Name and Password



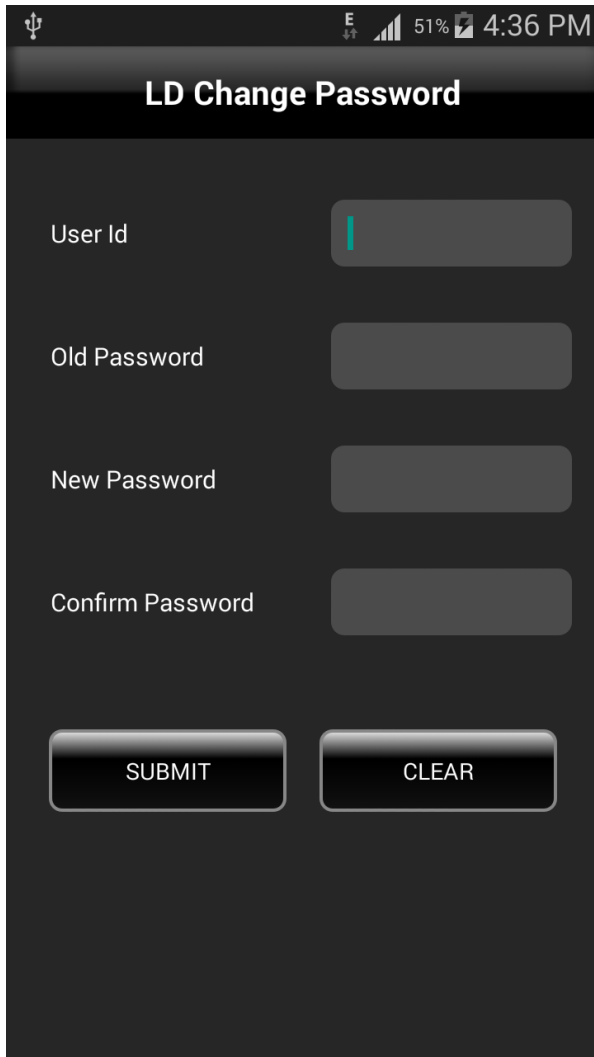
- Login Window accepts two inputs which are described below

Input	Description
User	Enter User Name Provided by the Broker
Password	Enter desired Password
Login	Click on to proceed for login
Clear	Clears the contents.

Click on Login, to proceed further. Ldmobile will display the next scree as shown below.



If you are logging in for the first time then LdMobile will show an alert message. LdMobile will allow user to change the current password. If you select yes then LdMobile will take you to change password screen as shown below.



- Change Password Screen accepts four inputs which are described below

Input	Description
User Id	Enter User Name Provided by the Broker
Old Password	Enter current password
New Password	Enter a password that you would like to set.
Confirm Password	Re-enter a password that you entered in new password.

To change the password enter all the details that are shown on the screen above

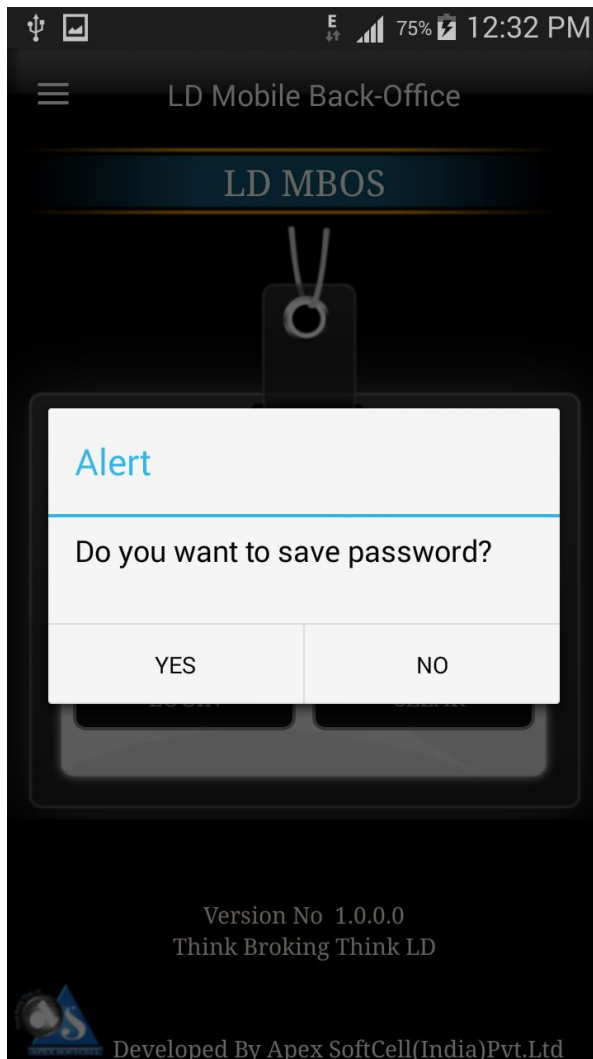
- Click on  button.
- This will change the password.



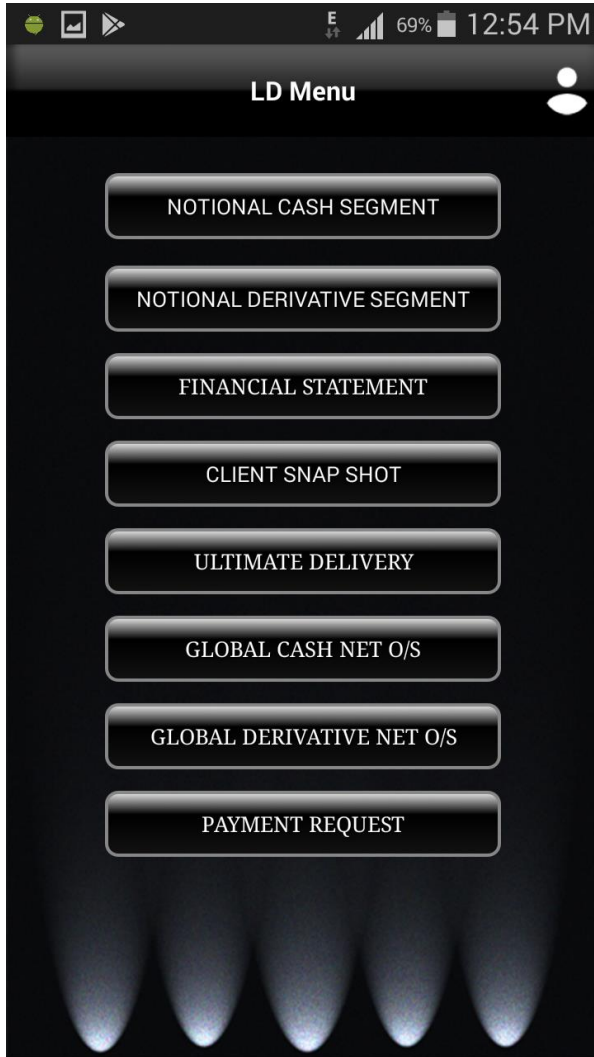
## Key Note


LdMobile will call this process when user is logging in for the first time.

- LdMobile will pop-up an **Alert** message as shown in the image here. This will allow user to save the password.

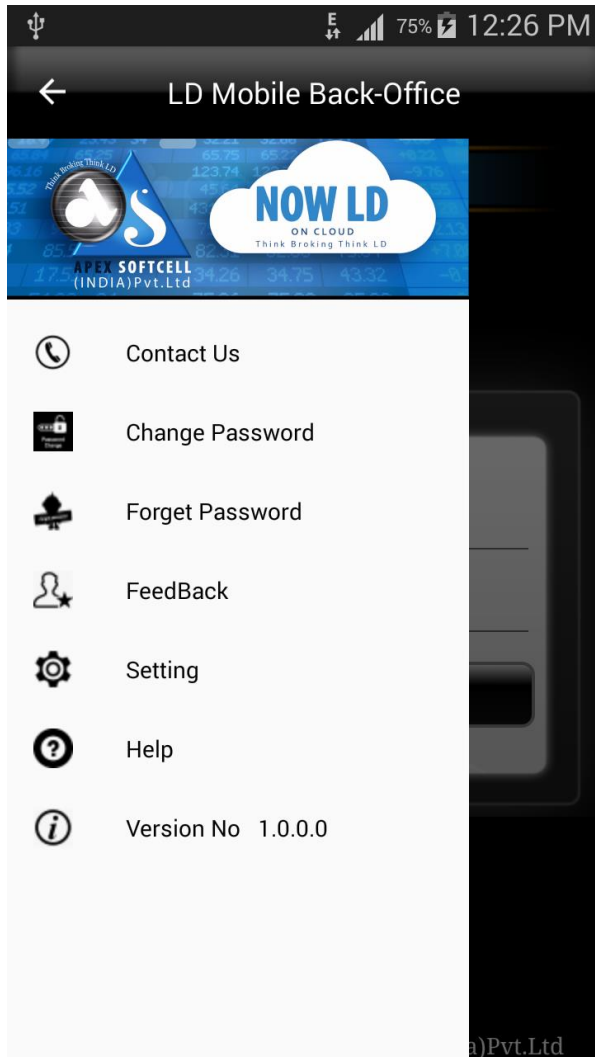


- If you press **Yes**, LdMobile will save the password and will not ask the password till you logout from the application.
- If you press **No**, LdMobile will proceed and display the **LD Menu** as shown below.



LD Mobile, has a feature of **Drawer**. To use this option locate a  button on your top left corner. Click the button LD Mobile will pull a **Drawer** for you. For reference see the below screen image.





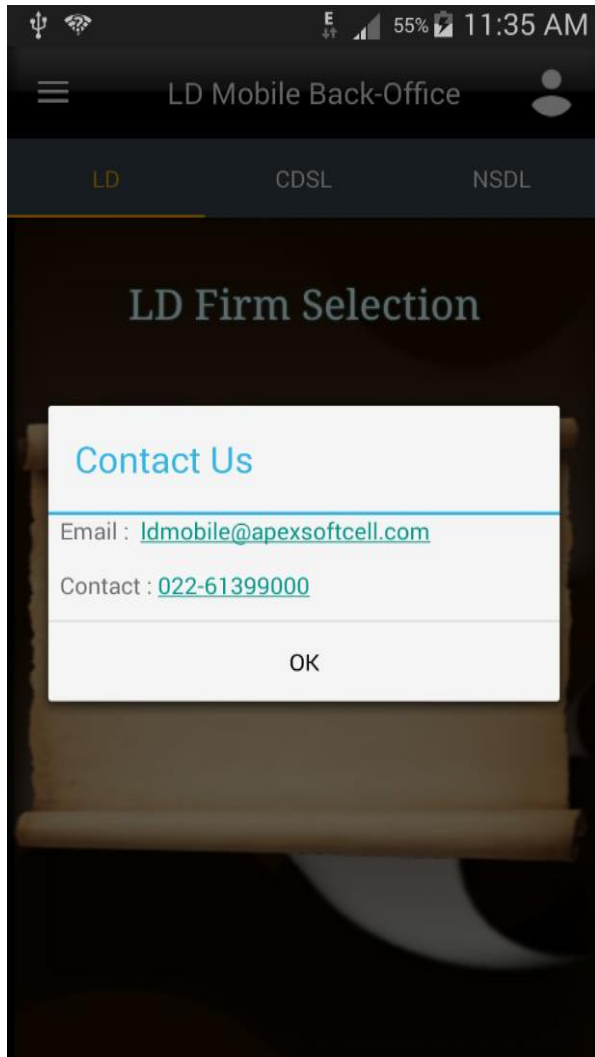
LD Mobile will display a list of options in this which are given below

- Contact Us
- Change Password
- Forget Password
- Feedback
- Settings
- Help
- Version No

Let us understand how these options works.

#### Contact Us

When you click on this option LD Mobile will display the message dialog box that will display Email and Contact Information. For your reference screen



#### Change Password

LD Mobile allows you to change the password. Click the option from the drawer. LD Mobile will display a screen given below

The screenshot displays a mobile application interface for changing a password. It features a dark background with white text. The title 'LD Change Password' is centered at the top. Below the title, there are four vertically stacked input fields, each with a corresponding label to its left: 'User Id', 'Old Password', 'New Password', and 'Confirm Password'. The 'User Id' field has a small blue vertical bar on its left side. At the bottom of the form, there are two buttons: 'SUBMIT' on the left and 'CLEAR' on the right. The top status bar shows a USB icon, signal strength, 51% battery, and the time 4:36 PM.

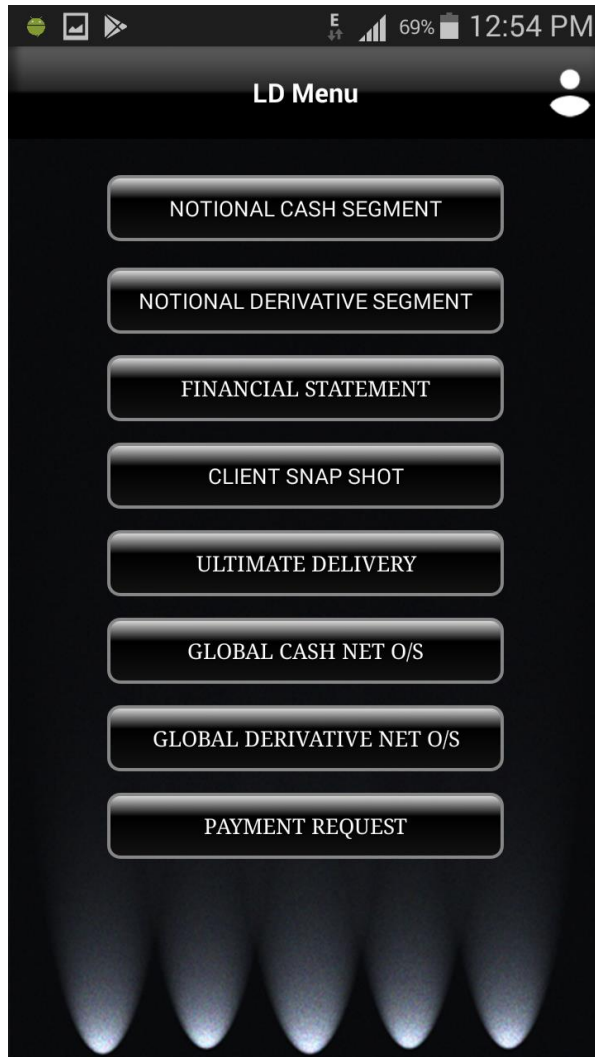
- Inputs for this is given in the a table below

Input	Description
User Id	Accepts User ID
Old Password	Enter existing password
New Password	Enter New Password that you want to set
Confirm Password	Confirm the new password by typing the new password

There are three different Software to which user can login, viz. LD, LDCDSL and LDNSDL. Let us understand these three one by one

## LD

This part of a back-office software is called as **Trading Back-office**. This will provide reports that are most used by Clients of a broker. It has all the necessary information that client may want to view at any given point in time.



The options in the LD Menu are

- Notional Cash Segment
- Notional Derivative Segment
- Financial Statement
- Client Snap Shot
- Ultimate Delivery
- Global Cash Net Outstanding
- Global Derivative Net Outstanding
- Payment Request

Each of the above option will be explained in this help document.

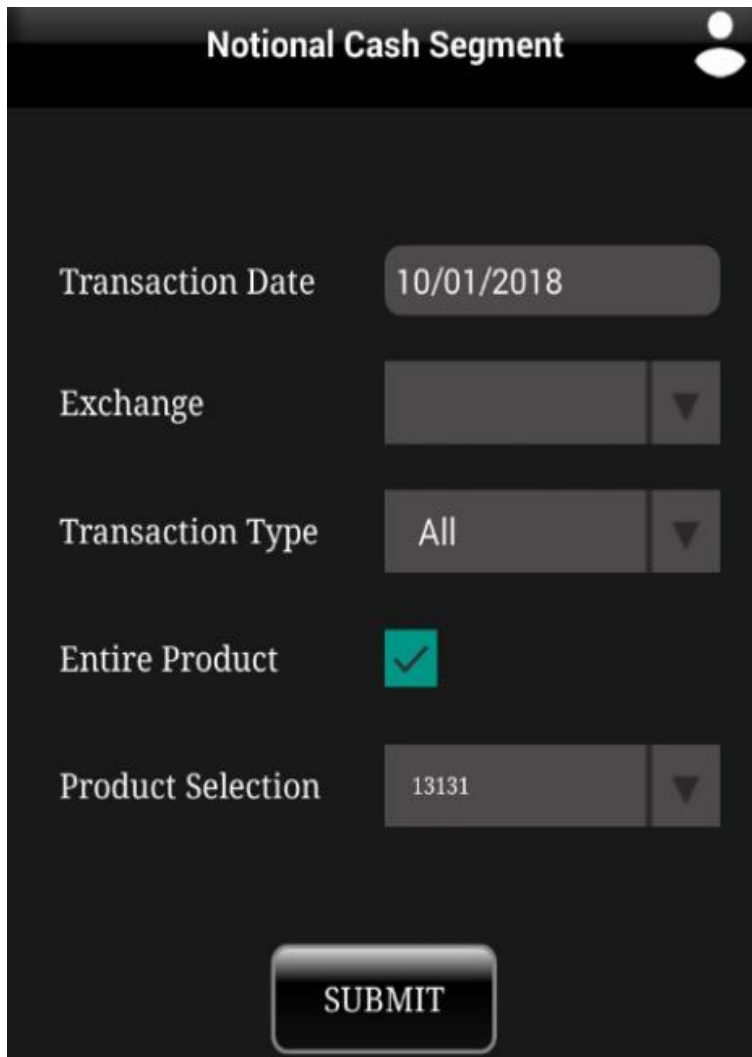
## NOTIONAL CASH SEGMENT

---

The **notional value** is the total amount of a security's underlying asset at its spot price. The **notional value** distinguishes between the amount of money invested and the amount associated with the whole transaction. The **notional value** is calculated by multiplying the units in one contract by the spot price. This option will fetch report of Notional Cash Segment.

### Understanding Notional Cash Segment

To access this report click on  button. LdMobile will display the form to select a criteria to view the report



**Notional Cash Segment**

Transaction Date: 10/01/2018

Exchange: [dropdown]

Transaction Type: All [dropdown]

Entire Product:


Product Selection: 13131 [dropdown]

**SUBMIT**

- The table shown below describes details about report selection criteria

Input	Description
Transaction Date	Accepts Date of Transactions to view the report
Exchange	Accepts a 4 char long exchange code. This is list of values. You may select an exchange code from a list displayed.
Transaction Type	Accepts a transaction type. This is a list of values and user may select any one from a list displayed <ul style="list-style-type: none"> <li>• All</li> <li>• Normal</li> <li>• B/F</li> </ul>
Entire Product	Accepts whether report should be for all products or a selective product. By default LdMobile will display a <b>Tick Mark (v)</b> . Remove a <b>Tick Mark (v)</b> , if you want to view report a particular product.
Product Selection	Accepts a Product selection. User will be able to select this if Entire Product <b>Tick Mark (v)</b> , is removed. This is a list of values and will display a list of available products.



Once you select a required criteria click on  button. LdMobile will fetch the records and display the report as shown in the image below.

Notional Cash Segment Report				
Search				
Scrip Code	Net Qty	Avg	Mkt. Rate	Profit/Loss
102 BALLARPUR INDUSTRIES	2000	18.02	0.00	-130.40
33257 INDOSOLAR LTD	2500	14.24	0.00	-747.02
34184 NAGARJUNA OILREFINE	0	0.00	0.00	248.84
33263 ORIENT GREEN POWER	-3154	14.42	0.00	467.09
<b>Total</b>				<b>-1779082.47</b>
Detail View				
BALLARPUR INDUSTRIES				
Purchase Qty	: 4000	Sales Qty	: 2000	
Purchase Avg	: 18.04	Sales Avg	: 18.07	
Purchase Val	: 72178.60	Sales Value	: 36148.20	
Net Value	: 36030.40	Mkt Value	: 35900.00	
52 Week Low	: 0	52 Week High	: 0	

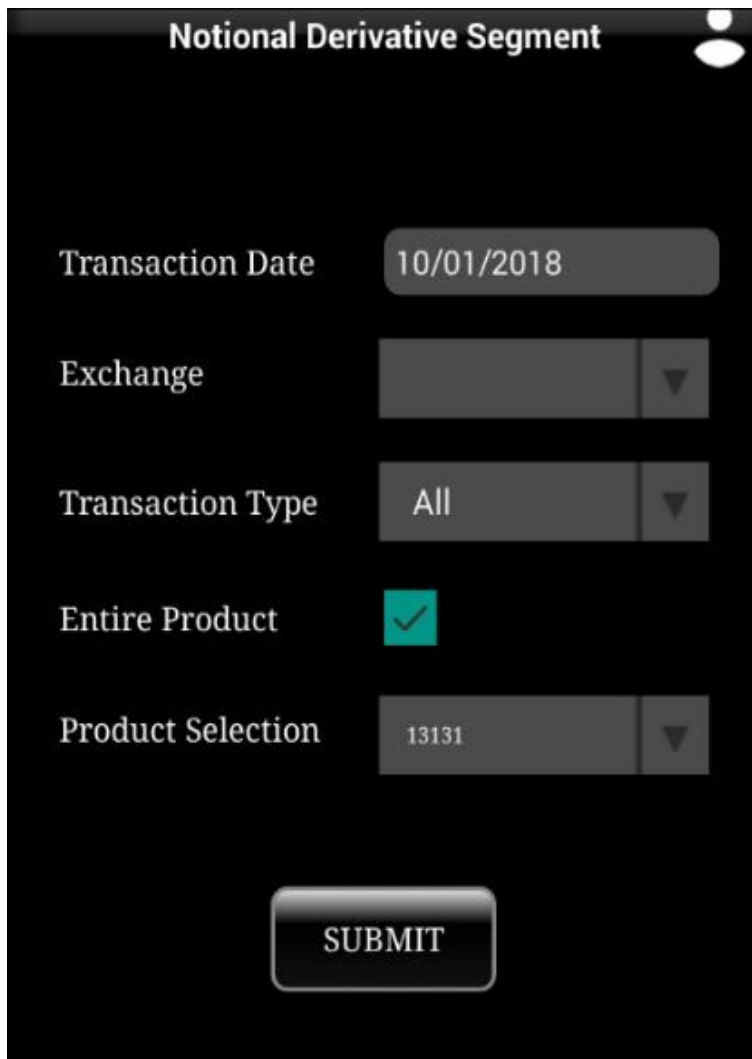
## NOTIONAL DERIVATIVE SEGMENT

---

The **notional value** is the total amount of a security's underlying asset at its spot price. The **notional value** distinguishes between the amount of money invested and the amount associated with the whole transaction. The **notional value** is calculated by multiplying the units in one contract by the spot price. This option will fetch report of Notional Derivative Segment.

### Understanding Notional Derivative Segment

To access this report click on  button. LdMobile will display the form to select a criteria to view the report




The screenshot shows a mobile application interface titled "Notional Derivative Segment". It features several input fields and a submit button:

- Transaction Date:** A text input field containing "10/01/2018".
- Exchange:** A dropdown menu with a downward arrow.
- Transaction Type:** A dropdown menu with "All" selected and a downward arrow.
- Entire Product:** A checkbox that is checked, indicated by a green checkmark.
- Product Selection:** A dropdown menu with "13131" selected and a downward arrow.
- SUBMIT:** A large, rounded rectangular button at the bottom of the form.

- The table shown below describes details about report selection criteria

Input	Description
Transaction Date	Accepts Date of Transactions to view the report
Exchange	Accepts a 4 char long exchange code. This is list of values. You may select an exchange code from a list displayed.
Transaction Type	Accepts a transaction type. This is a list of values and user may select any one from a list displayed <ul style="list-style-type: none"> <li>• All</li> <li>• Normal</li> <li>• B/F</li> </ul>
Entire Product	Accepts whether report should be for all products or a selective product. By default LdMobile will display a <b>Tick Mark (v)</b> . Remove a <b>Tick Mark (v)</b> , if you want to view report a particular product.
Product Selection	Accepts a Product selection. User will be able to select this if Entire Product <b>Tick Mark (v)</b> , is removed. This is a list of values and will display a list of available products.



Once you select a required criteria click on  button. LdMobile will fetch the records and display the report as shown in the image below.

Notional Derivative Segment Report					
Search					
Scrip	/Price	ot	Net Qty	Avg	Profit/Loss
102 BALLARPUR INDUSTRIES	0		2000	0.00	-130.40
33257 INDOSOLAR LTD	0		2500	0.00	-747.02
34184 NAGARJUNA OILREFINE	0		0.00	0.00	248.84
33263 ORIENT GREEN POWER	0	-3154	0.00	0.00	467.09
17556 PVP VENTURES LTD	0	-2403	0.00	0.00	813.24
<b>Total</b>					<b>-1779082.47</b>
Detail View					
BALLARPUR INDUSTRIES					
B/F Qty	: 0.00	B/F Value	: 0.00		
Purchase Qty	: 4000	Sales Qty	: 2000		
Purchase Avg	: 18.04	Sales Avg	: 18.07		
Purchase Val	: 72178.60	Sales Value	: 36148.20		
Net Value	: 36030.40	Mkt Value	: 35900.00		
52 Week Low	: 0	52 Week High	: 0		



## FINANCIAL STATEMENT

---


Summary report that shows how a firm has used the funds entrusted to it by its stockholders (shareholders) and lenders, and what is its current financial position.

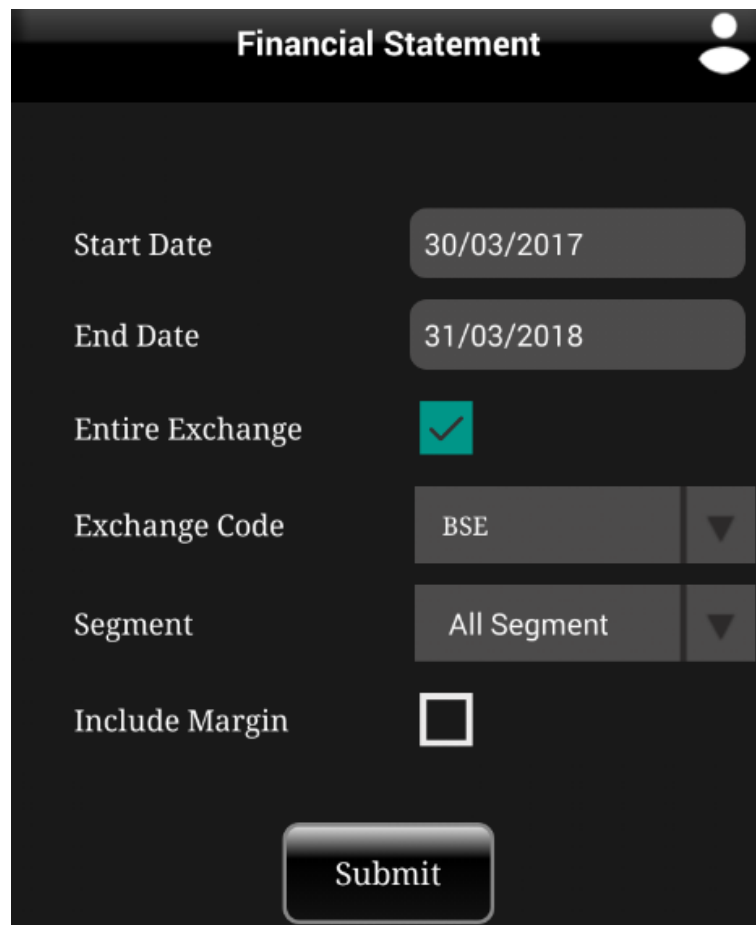
The three basic financial statements are the

- Balance sheet, which shows firm's assets, liabilities, and net worth on a stated date
- Income statement (also called profit & loss account), which shows how the net income of the firm is arrived at over a stated period
- Cash flow statement, which shows the inflows and outflows of cash caused by the firm's activities during a stated period. Also called business financials.

This option will allow user to view report of Financial Statement.

### Understanding Financial Statement

To access this report click on  button. LdMobile will display the form to select a criteria to view the report



**Financial Statement**

Start Date: 30/03/2017

End Date: 31/03/2018

Entire Exchange:

Exchange Code: BSE

Segment: All Segment


Include Margin:


**Submit**

- The table shown below describes details about report selection criteria

Input	Description
Start Date	Accepts From Date of Transactions to view the report
End Date	Accepts To Date of Transactions to view the report
Entire Exchange	Accepts whether report should be for all Exchanges or a selective Exchange. By default LdMobile will display a <b>Tick Mark (v)</b> . Remove a <b>Tick Mark (v)</b> , if you want to view report a particular product.
Exchange	Accepts a 4 char long exchange code. This is list of values. You may select an exchange code from a list displayed.
Segment	Accepts a transaction type. This is a list of values and user may select any one from a list displayed
Include Margin	Allows user to set a Margin selection. By default LdMobile will not put <b>Tick Mark (v)</b> . if you want Margin to be included in the report put <b>Tick Mark (v)</b> .



Once you select a required criteria click on  button. LdMobile will fetch the records and display the report as shown in the image below.

Financial Statement Report			
From and To Date :01/04/2017 to 31/03/2018			
Search 			
Date	Voucher	Dr Cr Balance	Balance
01, Apr 2017	OPNG181BSE0 BY OPENING BALANCE B/F	422089.07	-422089.07
01, Apr 2017	OPNG181NSEF0 BY OPENING BALANCE B/F	1841760.49	-2263849.56
03, Apr 2017	B/C/001/-50 By Bill B/C/001/-50 For Ex: Bse - B	13286.19	-2277135.75
03, Apr 2017	B/NM/001/1685 To Bill B/Nm/001/1685 For Ex: Bse	95453.77	-2181681.98
03, Apr 2017	N/D/0331/1226 To Bill N/D/0331/1226 For Ex: Nsef	3379937.13	1198255.15
Final Credit Balance :			-2333506.71 Cr
Detail View			
Exchange	: BSE	Bank Code	: NA
Narration	: BY OPENING BALANCE B/F		

## CLIENT SNAP SHOT

This option will allow user to view report of Client Snap Shot. User will be able to view Utilization, Span Margin, Stock Details and Today Detail in this report. There are four tabs in this report giving all the details at one go.

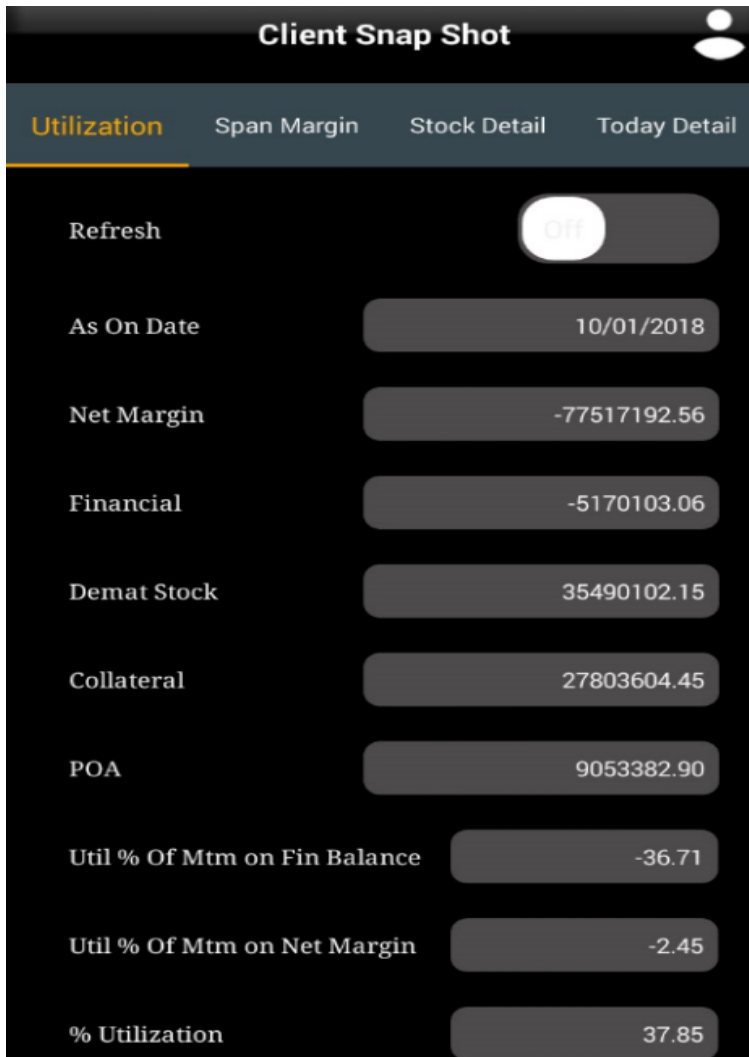
### Understanding Client Snap Shot

To access this report click on  button. LdMobile will display the form that displays the report

- Notice that there are four different tabs as shown in the report below.



- You may press on a tab that you want to view. LdMobile will display first tab by default as shown in image below



- To view Span Margin, press on Span Margin. Tab LdMobile will display Span Margin details.

Client Snap Shot					
Utilization	Span Margin	Stock Detail	Today Detail		
Scrip Code	/Price	ot	Span	MVM	MTMPL
ADANI PORTS	0.00		756400	638250.00	66250.00
ADANI PORTS	440.00	CO	0	0.00	0.00
ADANI PORTS	430.00	CO	0	0.00	25500.00
ARVIND	0.00		699400	465800.00	-79400.00
BAJAJ FINSV	0.00		488788	325143.75	37500.00
BALRAMCHIN	0.00		150500	100065.00	-20300.00
BANKBARODA	170.00	CO	490400	325400.00	-30800.00
BANKBARODA	0.00		0	0.00	-90000.00
BANKINDIA	175.00	CO	408360	258363.90	-21600.00

Detail View			
Net Qty		Net Value	
Today + Qty		Today - Qty	
B/F Qty		Tot. Span Mrg	: 18455939.50
Tot. MVM	: 11847409.55	Tot. MTMPL	: -1370967.50

- To view Stock Detail, press on Stock Detail Tab. LdMobile will display Stock Detail information

Client Snap Shot				
Utilization	Span Margin	Stock Detail	Today Detail	
Scrip Name	Total	Stock Valn	BSE Rate	NSE Rate
INE982B01019 ADF FOODS LTD.	0	1112580	309.05	307.20
INE674K01013 ADITYA BIRLA CAPITAL	35000	2753250	183.55	183.20
INE418H01029 ALLCARGO LOGISTICS	11000	0	219.85	220.35
INE125E01019 ANIL LTD	5284	0	31.75	0.00
INE203A01020 ASTRAZENECA PHARMA I	4000	0	1183.55	1186.40
INE881A01015 AVON LIFESCIENCES LI	6000	0	19.30	0.00
INE306A01021 BAJAJ HINDUSTAN SUGA	8000	0	17.20	17.15
INE294A01037	44000	701557.80	17.95	17.95

Detail View	
Logi. Stock	BSE Mod. Time
Coll. Stock	NSE Mod. Time
POA Stock	Total Stock Qty : 1659195.00
Total POA Qty : 240011.00	Total Stock Valn : 72347089.50

- To view Total Detail, press on Today Detail Tab. LdMobile will display Today Detail information



The screenshot shows a mobile application interface titled "Client Snap Shot". At the top right, there is a profile icon. Below the title, there are four tabs: "Utilization", "Span Margin", "Stock Detail", and "Today Detail". The "Today Detail" tab is selected and highlighted in orange. Below the tabs is a table with the following columns: "ISIN Code", "BSE Code", "NSE Code", "Net Qty", and "Net Value". The table contains ten rows of stock data.

ISIN Code	BSE Code	NSE Code	Net Qty	Net Value
INE069I01010	532832	IBREALEST	15000	0.00
INE087A0101	502937	KESORAMIND	0	643200.00
INE101A0102	500520	M&M	1000	762450.00
INE143H0101	532997	KSK	126000	2864000.00
INE168A0104	532209	J&KBANK	17000	1392300.00
INE227G0101	532894	INDOWIND	8000	124500.00
INE233B0101	526612	BLUEDART	300	1374585.00
INE248H0101	532731	ROHITFERRO	6000	27900.00

# ULTIMATE DELIVERY

---

This option will allow user to view report of Ultimate Delivery.

## Understanding Ultimate Delivery

To access this report click on

Ultimate Delivery

button. LdMobile will display the form that displays the report

Ultimate Delivery Report

Search

Scrip Code	To Del	To Rec	BEN Stock	POA Stock
935383 849NTPC25	0	0	0	700
935840 925DHFL23B	0	0	0	25
32480 ALLAHABAD BANK	0	0	0	5000
40376 AVENUE SUPERMARTS	0	0	0	50
32149 BANK OF INDIA	0	0	0	1660

Detail View

Scrip Code : 935383      NSE Symbol :

ISIN Code : INE733E07JP6      Mkt. Rate : 13.25

BSE Code : 935383      Valuation : 9275.00

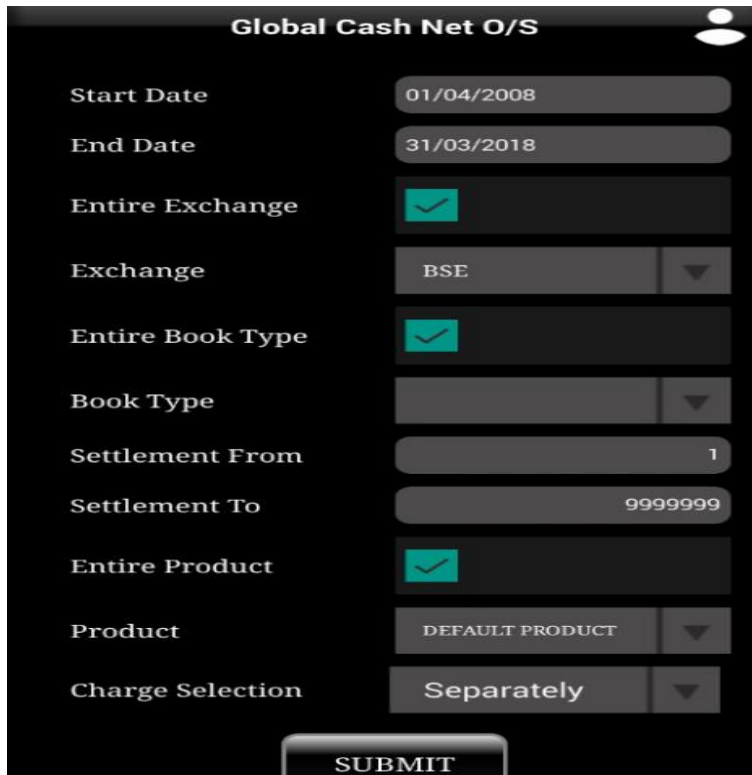
Net Stock : 700      Total Stock Val : 12909337.75

## GLOBAL CASH NET O/S

This option allows you to view Global Cash Net O/s Report.

### Understanding Global Cash Net O/S

To access this report click on  button. LdMobile will display the form to select a criteria to view the report




- The table shown below describes details about report selection criteria

Input	Description
Start Date	Accepts From Date of Transactions to view the report
End Date	Accepts To Date of Transactions to view the report
Entire Exchange	Accepts whether report should be for all Exchanges or a selective Exchange. By default LdMobile will display a <b>Tick Mark (v)</b> . Remove a <b>Tick Mark (v)</b> , if you want to view report a particular product.
Exchange	Accepts a 4 char long exchange code. This is list of values. You may select an exchange code from a list displayed.




Entire Book Type	Accepts whether report should be for all Book Types or a selective Book Type. By default LdMobile will display a <b>Tick Mark (v)</b> . Remove a <b>Tick Mark (v)</b> , if you want to view report a particular Book Type.
Book Type	Accepts a Book Type code. This is list of values. You may select a Book Type from a list displayed.
Settlement From	Accepts From Settlement Number to view the report
Settlement To	Accepts To Settlement Number to view the report
Entire Product	Accepts whether report should be for all products or a selective product. By default LdMobile will display a <b>Tick Mark (v)</b> . Remove a <b>Tick Mark (v)</b> , if you want to view report a particular product.
Product Selection	Accepts a Product selection. User will be able to select this if Entire Product <b>Tick Mark (v)</b> , is removed. This is a list of values and will display a list of available products.
Charge Selection	Accepts a Charge selection. This is a list of values and will display a list of available Charge Selection.



Once you select a required criteria click on  button. LdMobile will fetch the records and display the report as shown in the image below.

**Global Cash Net O/S Report**

Search 

Scrip Code	Net Qty	Avg	Mkt. Rate	Profit/Loss
33292 A2Z INFRA ENG LTD	0	0.00	43.70	-4111.18
23204 ABAN OFFSHORE LTD.	0	0.00	250.50	-22744.09
32762 ACTION CONSTRUCTION	0	0.00	159.85	395555.77
19183 ADF FOODS LTD.	3600	148.67	309.05	577352.02
<b>Net Profit Loss :</b>				<b>14707894.89</b>

**Detail View**

**A2Z INFRA ENG LTD**

Purchase Qty	: 15000	Sales Qty	: 15000
Purchase Avg	: 39.47	Sales Avg	: 39.20
Purchase Val	: 592064.78	Sales Value	: 587953.60
Net Value	: 4111.18	Mkt Value	: 0.00
52 Week Low	: 0.00	52 Week High	: 0.00

# GLOBAL DERIVATIVE NET O/S

## Understanding Global Derivative Net O/S

To access this report click on **Global Derivative Net O/S** button. LdMobile will display the form to select a criteria to view the report

The screenshot shows a mobile application interface for selecting report criteria. The title is 'Global Derivative Net O/S'. The form contains the following fields and values:

- Start Date: 01/04/2008
- End Date: 31/03/2018
- Entire Exchange:
- Exchange: BSEC
- Entire Book Type:
- Book Type: FUTURES
- Settlement From: 1
- Settlement To: 9999999
- Entire Product:
- Product: DEFAULT PRODUCT
- Charge Selection: Separately


A 'SUBMIT' button is located at the bottom of the form.

- The table shown below describes details about report selection criteria

Input	Description
Start Date	Accepts From Date of Transactions to view the report
End Date	Accepts To Date of Transactions to view the report
Entire Exchange	Accepts whether report should be for all Exchanges or a selective Exchange. By default LdMobile will display a <b>Tick Mark</b> (✓). Remove a <b>Tick Mark</b> (✓), if you want to view report a particular product.

Exchange	Accepts a 4 char long exchange code. This is list of values. You may select an exchange code from a list displayed.
Entire Book Type	Accepts whether report should be for all Book Types or a selective Book Type. By default LdMobile will display a <b>Tick Mark (v)</b> . Remove a <b>Tick Mark (v)</b> , if you want to view report a particular Book Type.
Book Type	Accepts a Book Type code. This is list of values. You may select a Book Type from a list displayed.
Settlement From	Accepts From Settlement Number to view the report
Settlement To	Accepts To Settlement Number to view the report
Entire Product	Accepts whether report should be for all products or a selective product. By default LdMobile will display a <b>Tick Mark (v)</b> . Remove a <b>Tick Mark (v)</b> , if you want to view report a particular product.
Product Selection	Accepts a Product selection. User will be able to select this if Entire Product <b>Tick Mark (v)</b> , is removed. This is a list of values and will display a list of available products.
Charge Selection	Accepts a Charge selection. This is a list of values and will display a list of available Charge Selection.




Once you select a required criteria click on  button. LdMobile will fetch the records and display the report as shown in the image below.

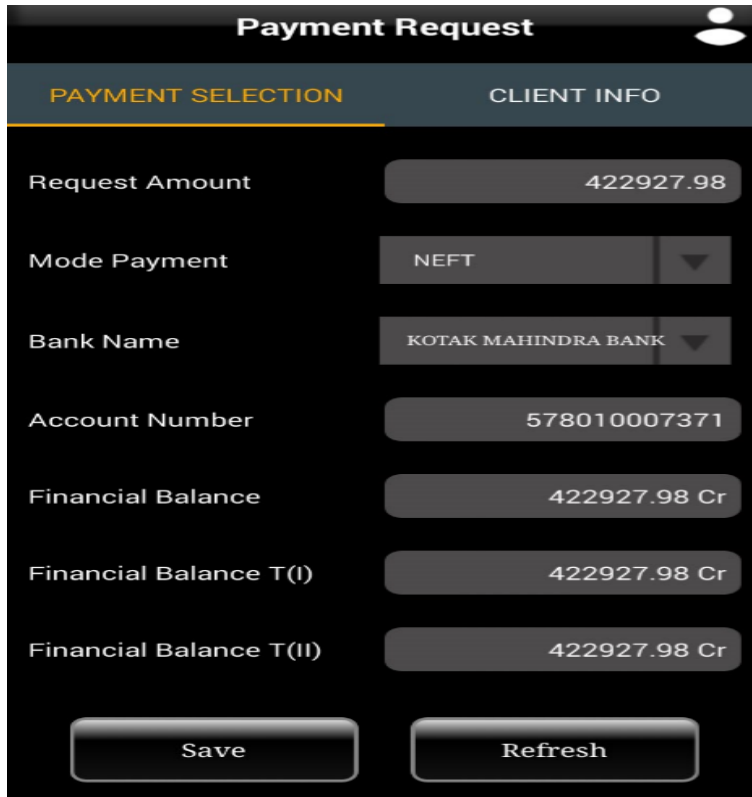
Global Derivative Net O/S Report					
Search					
Scrip Code	/Price	ot	Net Qty	Avg	Profit/Loss
ACCF2704 ACC F 270417	0.00		0	0.00	-38126.56
ACCF2809 ACC F 280917	0.00		0	0.00	44812.08
ADAENF2505 ADANIENT F 250517	0.00		0	0.00	-175162.40
ADAETF2610 ADANIENT F 261017	0.00		0	0.00	17798.40
ADANIF2704 ADANIENT F 270417	0.00		0	0.00	9600.80
<b>Net Profit Loss :</b>					26812053.00
Detail View					
ACC F 270417					
High Price	: 1637.65	Low Price	: 1591.25		
Purchase Qty	: 6400	Sales Qty	: 6400		
Purchase Avg	: 0.00	Sales Avg	: 0.00		
Purchase Val	: 9702560.00	Sales Value	: 9664433.44		
Net Value	: 38126.56	Mkt Value	: 0.00		
52 Week Low	: 0.00	52 Week High	: 0.00		

## PAYMENT REQUEST

This option allows you to send a Payment Request. This means if you have Credit O/s with your broker then you may send a request to release payment.

### Understanding Payment Request

To access this report click on  button. LdMobile will display the form to select a criteria to add a **Payment Request**



Field	Value
Request Amount	422927.98
Mode Payment	NEFT
Bank Name	KOTAK MAHINDRA BANK
Account Number	578010007371
Financial Balance	422927.98 Cr
Financial Balance T(I)	422927.98 Cr
Financial Balance T(II)	422927.98 Cr

- Notice that there are two different tabs as shown in the report below.



- Payment Selection


User will enter the request amount in the form. There are three inputs as shown in the table below

- The table shown below describes details about report selection criteria

Input	Description
-------	-------------

Request Amount	Accepts amount that user would like to send the request for.
Payment Type	Accepts Type of Payment. This is a list of values and takes below value <ul style="list-style-type: none"> <li>• PGP</li> <li>• NEFT</li> </ul>
Bank Name	Accepts a name of the bank in which client has the account. This is a list of values.

To send the request do the following

- Enter Request Amount
- Select Payment Type
- Select Bank
- Click on 

● Client Information

LdMobile will display a Client information in this tab

Payment Request	
PAYMENT SELECTION	CLIENT INFO
Client Name	Mr Amritlal Ramanlal Mohta
Back Office Code	54200A041
Terminal Code	542A041
Client Status	Active
Address	H-3 PRINSA TOWERATHWALINESSITI SURAT
City	SURAT
Pincode	395001
State	GUJARAT
Country	INDIA
Telephone No.	
Telephone No.1	
Telephone No.2	




### Key Note

LdMobile will check the fund availability in Client Ledger. If there are sufficient funds then only a **Request** will be processed.

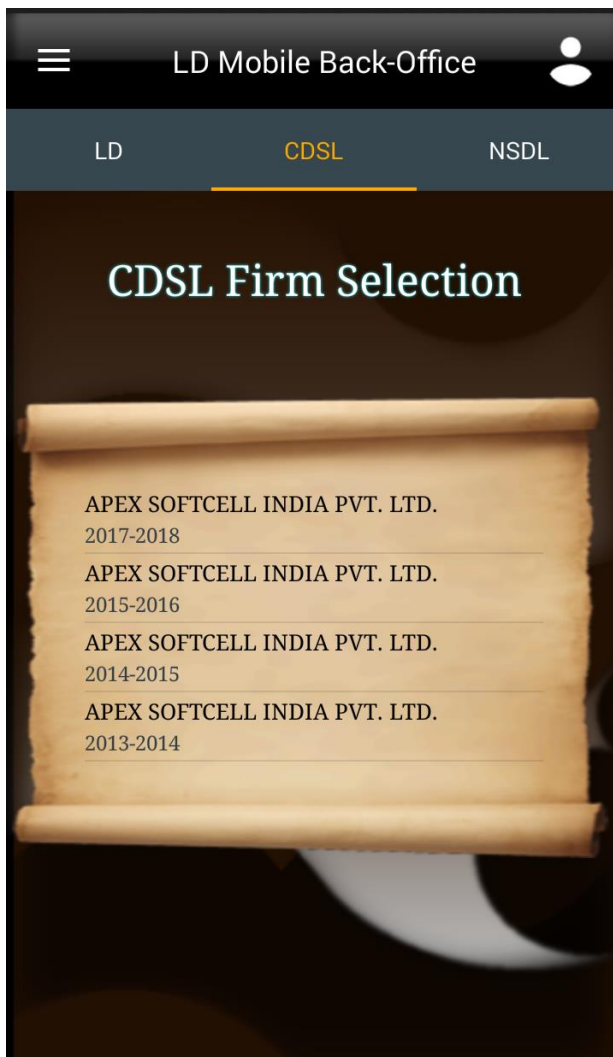
## LDCDSL

This part of a back-office software is called as **Depository Back-office** for CDSL. This will provide reports that are most used by Clients of a Depository Participant. It has all the necessary information that client may want to view at any given point in time. To login to **CDSL**, click on

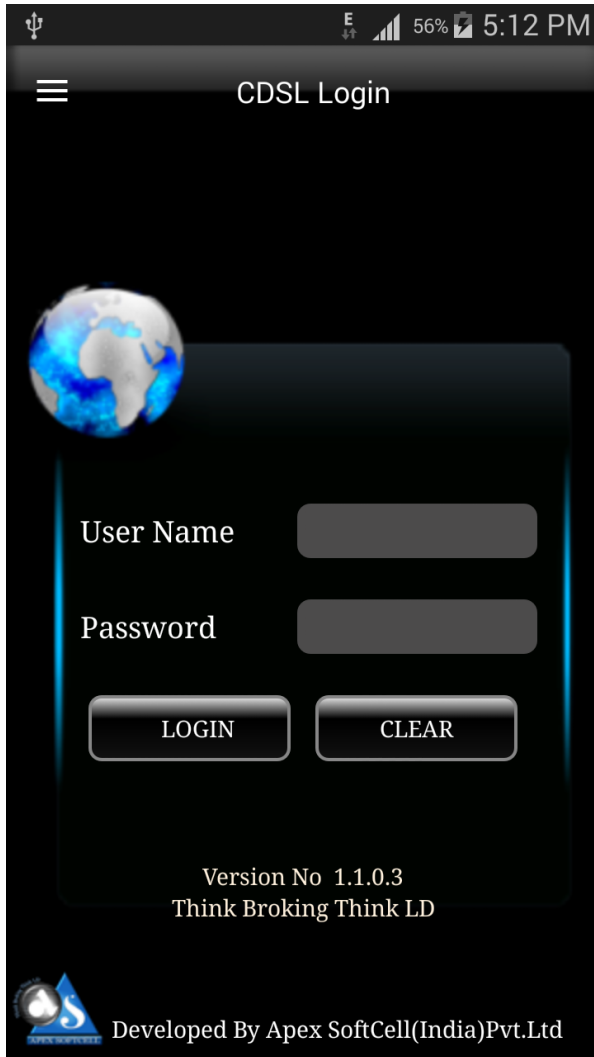


this panel. LdMobile will display the below screen

image




Select an appropriate *financial year* to login to. LdMobile will display the login window as shown below



- Login Window accepts two inputs which are described below

Input	Description
User	Enter User Name Provided by the Broker
Password	Enter desired Password
Login	Click on to proceed for login
Clear	Clears the contents.

To Login

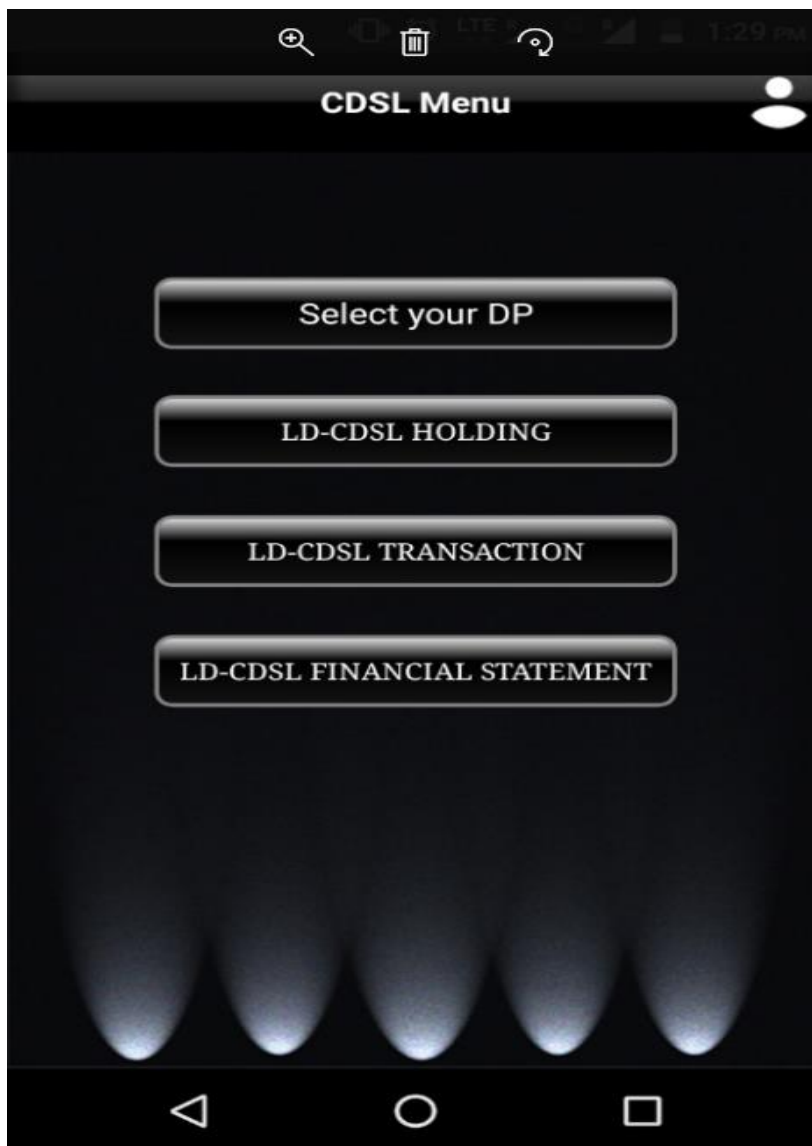
- Enter User Name
- Enter Password
- Click on 

LdMobile will display the **LDCDSL** Menu Options as shown below.

The options in the LDCDSL Menu are

- Select Your DP
- LDCDSL Holding
- LD-CDSL Transaction
- LD-CDSL Financial Statement

Each of the above option will be explained in this help document.






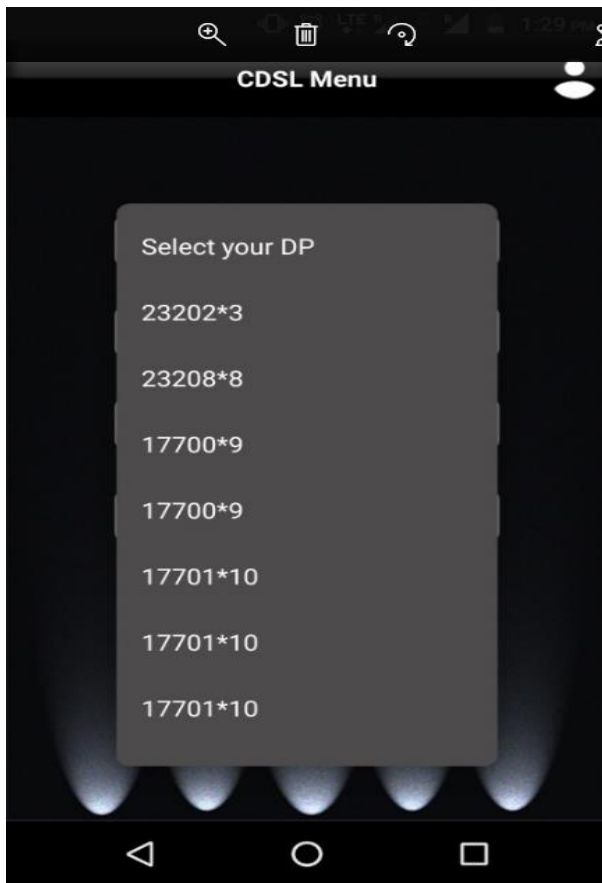
## SELECT YOUR DP

Depository Participant, may have multiple DP operations. That is DP, may have branches that are registered as DP under a main DP. In such cases you will see an addition option as this one. You as a client may have opened a Beneficiary Account in one of these DP. Therefore you will need to select your DP.

### Understanding Select Your DP

Select your DP

To access this option click on  button. LdMobile will display a list of registered DPs as shown in the image below



- The table shown below describes details about DP selection

Input	Description
DP	Selects a DP from a List

## LDCDSL HOLDING

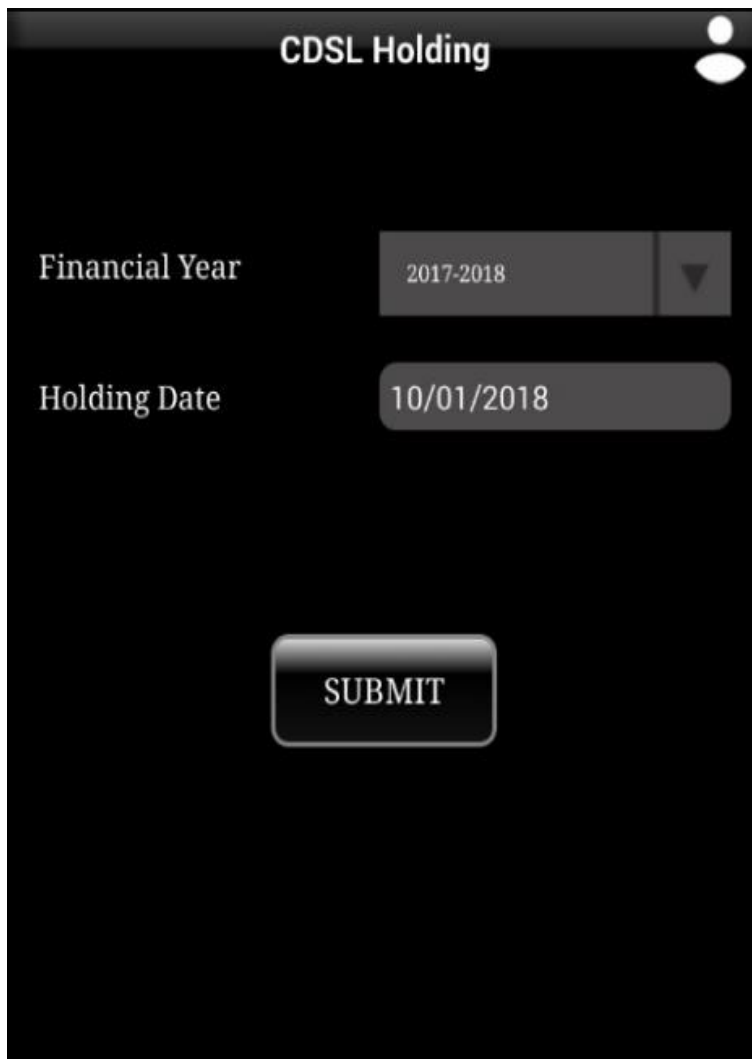
---

DP, carries out transactions like passing instructions, that involves share transfer to same depository (CDSL), namely On Market, Off Market(Within DP or other DP), Early Pay-in , NSDL depository (called as Interdepository), namely Inter-depository Instructions. There are other types of transaction viz. Demat, Destat, Remat, Restat, Pledge/Un-pledge/Confiscate. Depending on the type of trade that client does in the share market the instruction entry would be passed to Depository. This will generate a holding in client account. This report will allow user to view holding in his account.


### Understanding LDCDSL Holding

A rectangular button with a dark background and light text that reads "LD-CDSL HOLDING".


To access this report click on  button. LdMobile will display the form to select a criteria to view the report

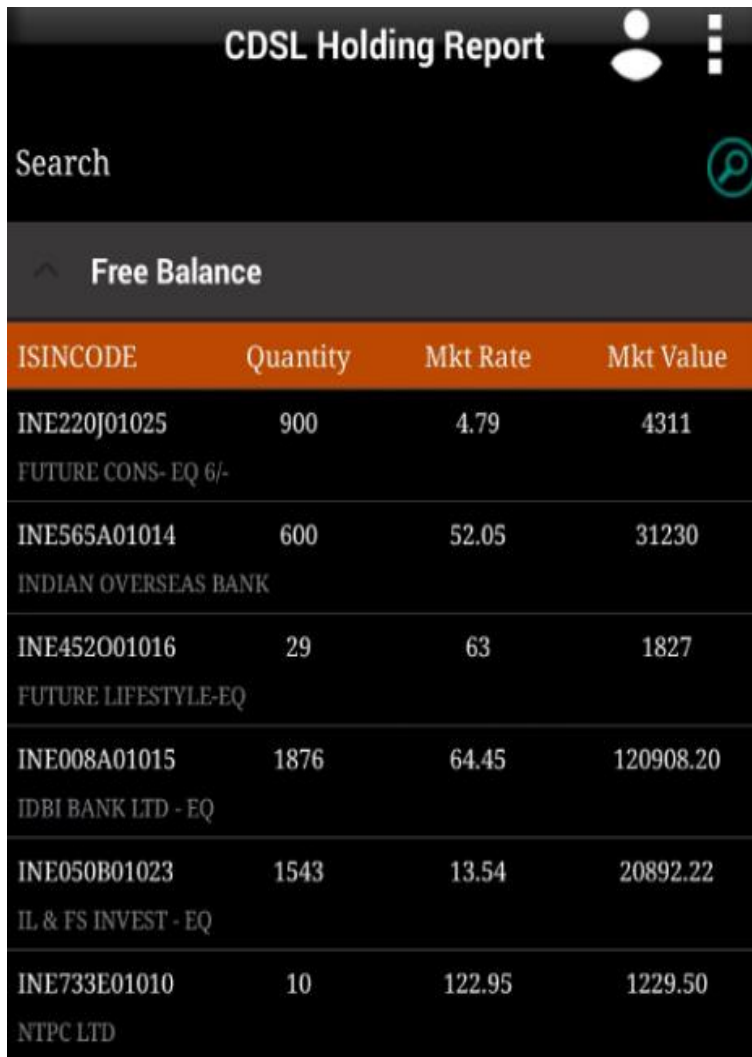
A screenshot of a mobile application form titled "CDSL Holding". The form has a dark background with white text. At the top, it says "CDSL Holding" and has a user profile icon. Below the title, there are two input fields: "Financial Year" with a dropdown menu showing "2017-2018" and a downward arrow, and "Holding Date" with a text input field showing "10/01/2018". At the bottom of the form is a large, rounded rectangular button labeled "SUBMIT".

- The table shown below describes details about report selection criteria


Input	Description
Financial Year	Accepts a Financial Year. This is a list of values. User may select from the list. To open the list press 
Holding Date	Accepts Date on which Client would like to see the holding.



Once you select a required criteria click on  button. LdMobile will fetch the records and display the report as shown in the image below.



**CDSL Holding Report**

Search 

Free Balance

ISINCODE	Quantity	Mkt Rate	Mkt Value
INE220J01025 FUTURE CONS- EQ 6/-	900	4.79	4311
INE565A01014 INDIAN OVERSEAS BANK	600	52.05	31230
INE452001016 FUTURE LIFESTYLE-EQ	29	63	1827
INE008A01015 IDBI BANK LTD - EQ	1876	64.45	120908.20
INE050B01023 IL & FS INVEST - EQ	1543	13.54	20892.22
INE733E01010 NTPC LTD	10	122.95	1229.50

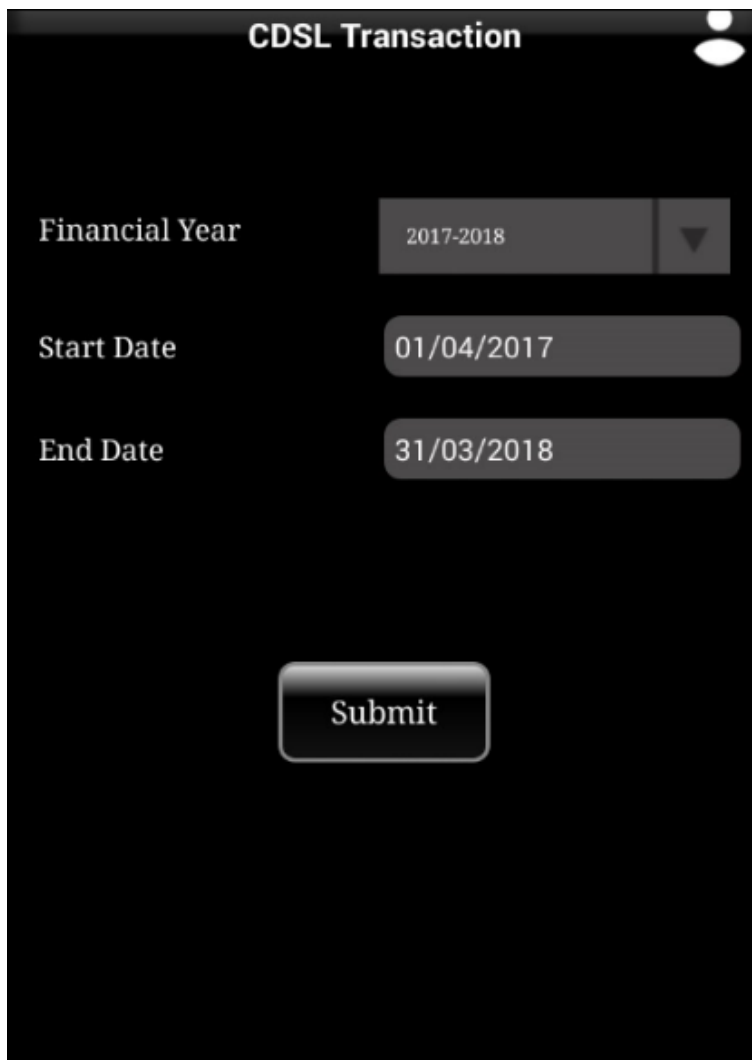
## LDCDSL TRANSACTIONS

---

DP, carries out transactions like passing instructions, that involves share transfer to same depository (CDSL), namely On Market, Off Market(Within DP or other DP), Early Pay-in , NSDL depository (called as Interdepository), namely Inter-depository Instructions. There are other types of transaction viz. Demat, Destat, Remat, Restat, Pledge/Un-pledge/Confiscate. Depending on the type of trade that client does in the share market the instruction entry would be passed to Depository. This will have transaction(s) in client account. This report will allow user to view Transaction(s) in his account.


### Understanding LDCDSL Transactions

To access this report click on  button. LdMobile will display the form to select a criteria to view the report




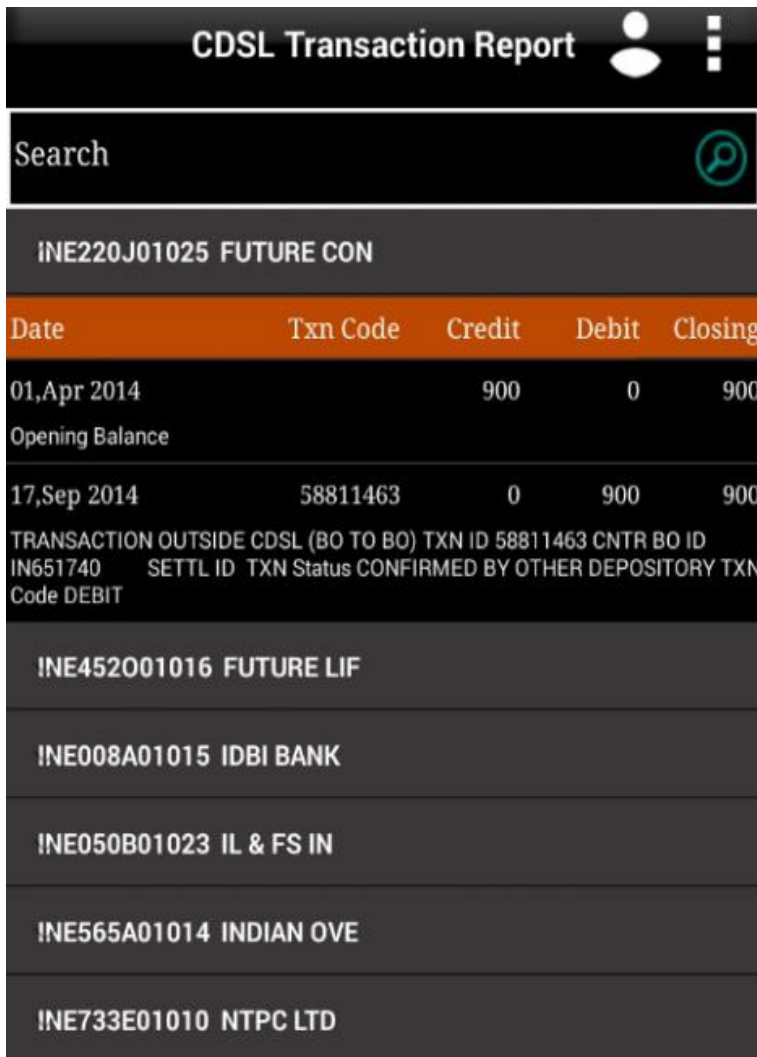
The screenshot shows a mobile application interface for viewing CDSL transactions. The title is "CDSL Transaction". There are three input fields: "Financial Year" with a dropdown menu showing "2017-2018", "Start Date" with a date picker showing "01/04/2017", and "End Date" with a date picker showing "31/03/2018". A "Submit" button is located at the bottom of the form.

- The table shown below describes details about report selection criteria


Input	Description
Financial Year	Accepts a Financial Year. This is a list of values. User may select from the list. To open the list press 
Start Date	Accepts Date From which Client would like to see the Transactions.
End Date	Accepts Date up to which Client would like to see the Transactions.



Once you select a required criteria click on  button. LdMobile will fetch the records and display the report as shown in the image below.



**CDSL Transaction Report**

Search 

INE220J01025 FUTURE CON

Date	Txn Code	Credit	Debit	Closing
01, Apr 2014		900	0	900
Opening Balance				
17, Sep 2014	58811463	0	900	900
TRANSACTION OUTSIDE CDSL (BO TO BO) TXN ID 58811463 CNTR BO ID IN651740 SETTLE ID TXN Status CONFIRMED BY OTHER DEPOSITORY TXN Code DEBIT				

INE452001016 FUTURE LIF

INE008A01015 IDBI BANK

INE050B01023 IL & FS IN

INE565A01014 INDIAN OVE

INE733E01010 NTPC LTD

## LDCDSL FINANCIAL STATEMENT

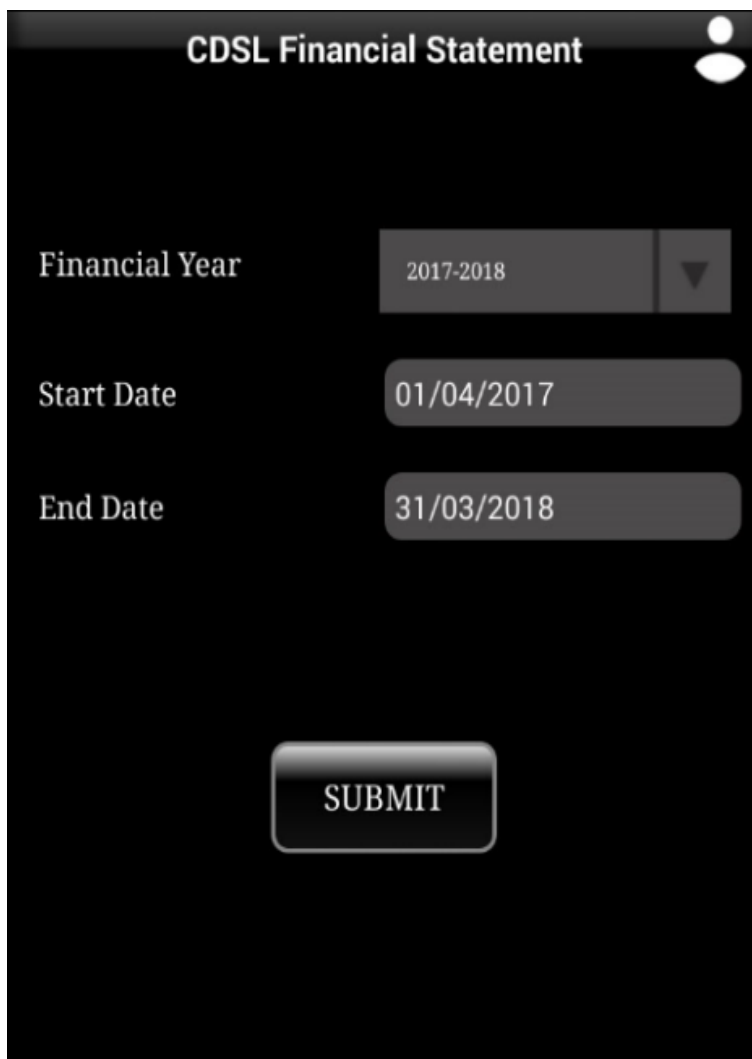
---

DP, carries out transactions like passing instructions, that involves share transfer to same depository (CDSL), namely On Market, Off Market(Within DP or other DP), Early Pay-in , NSDL depository (called as Interdepository), namely Inter-depository Instructions. There are other types of transaction viz. Demat, Destat, Remat, Restat, Pledge/Un-pledge/Confiscate. Depending on the type of trade that client does in the share market the instruction entry would be passed to Depository. This will have transaction(s) in client account. LD-CDSL Back-Office Software generates bill and produces bill amounts. These are then passed to Client Ledger Accounts which forms a Financial Statement This report will allow user to view this statement.

### Understanding LDCDSL Financial Statement

LD-CDSL FINANCIAL STATEMENT

To access this report click on  button. LdMobile will display the form to select a criteria to view the report



CDSL Financial Statement


Financial Year 2017-2018

Start Date 01/04/2017


End Date 31/03/2018

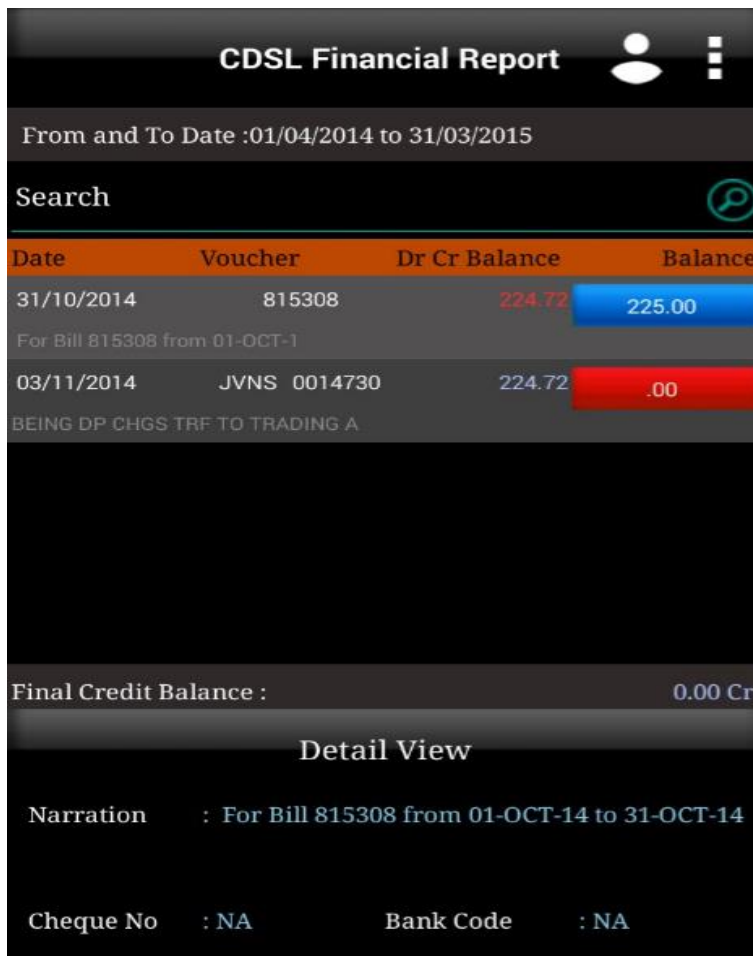
SUBMIT

- The table shown below describes details about report selection criteria

Input	Description
Financial Year	Accepts a Financial Year. This is a list of values. User may select from the list. To open the list press 
Start Date	Accepts Date From which Client would like to see the Financial Statement.
End Date	Accepts Date up to which Client would like to see the Financial Statement.

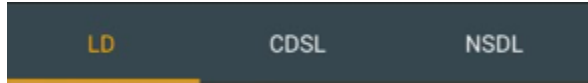


Once you select a required criteria click on  button. LdMobile will fetch the records and display the report as shown in the image below.



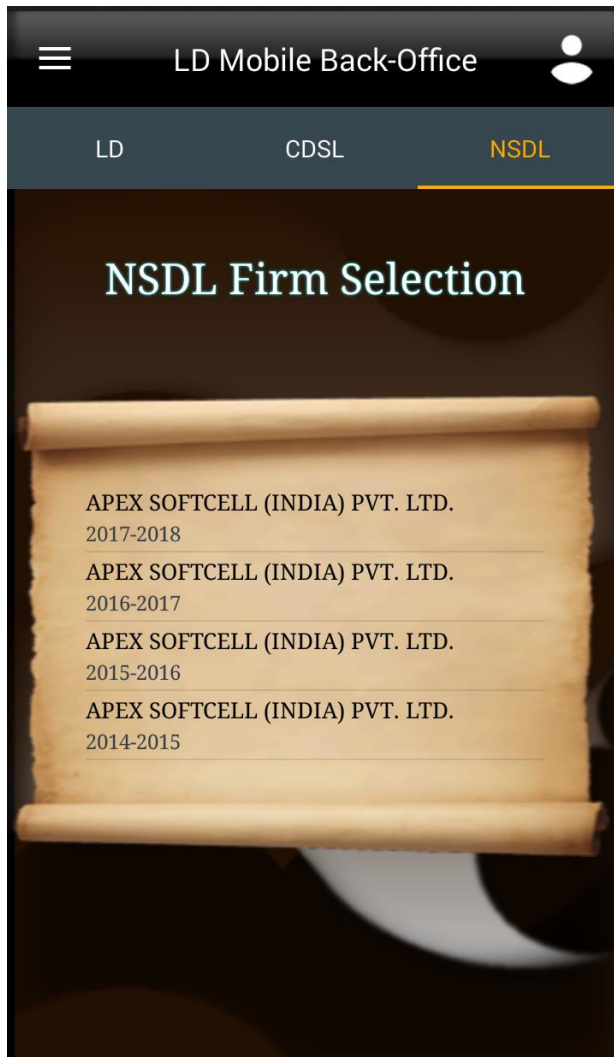
## LDNSDL

This part of a back-office software is called as **Depository Back-office** for NSDL. This will provide reports that are most used by Clients of a Depository Participant. It has all the necessary information that client may want to view at any given point in time. To login to **NSDL**, click on



this panel. LdMobile will display the below screen

image



Select an appropriate **financial year** to login to. LdMobile will display the login window as shown below






- Login Window accepts two inputs which are described below

Input	Description
User	Enter User Name Provided by the Broker
Password	Enter desired Password
Login	Click on to proceed for login
Clear	Clears the contents.

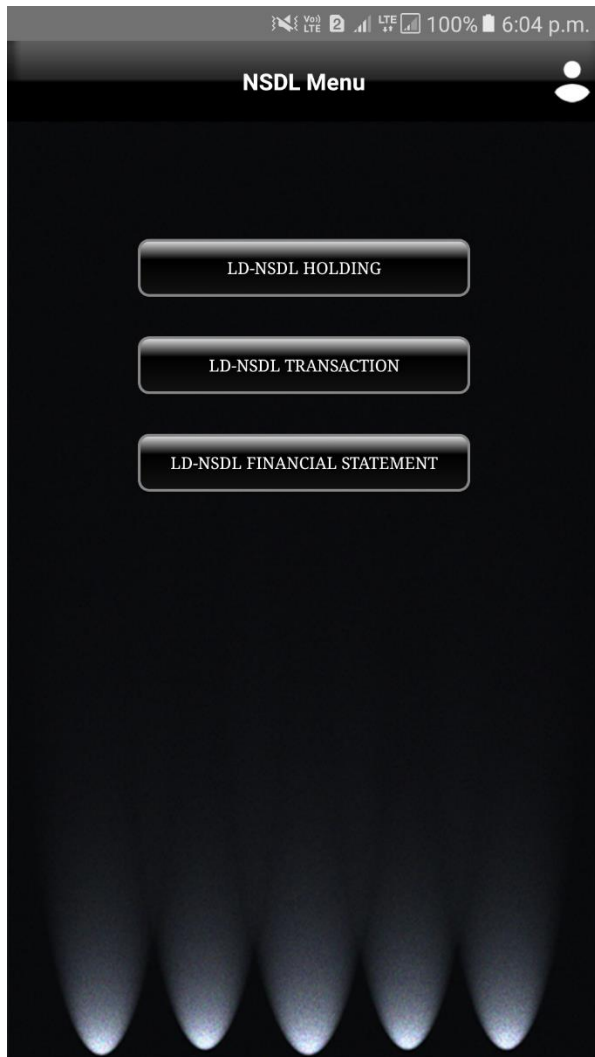
To Login

- Enter User Name
- Enter Password
- Click on 

LdMobile will display the **LDNSDL** Menu Options as shown below.

- LDNSDL Holding
- LD-NSDL Transaction
- LD-NSDL Financial Statement

Each of the above option will be explained in this help document.




## LDNSDL HOLDING

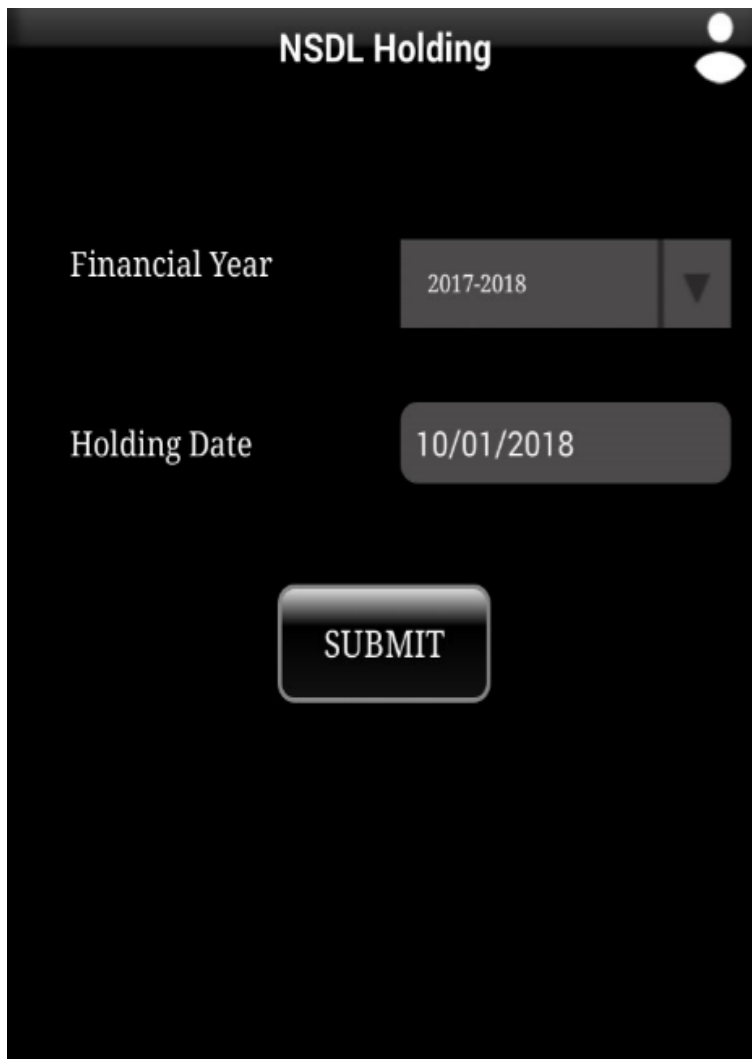
---

DP, carries out transactions like passing instructions, that involves share transfer to same depository (NSDL), namely On Market, Off Market(Within DP or other DP), Early Pay-in , CDSL depository (called as Interdepository), namely Inter-depository Instructions. There are other types of transaction viz. Demat, Destat, Remat, Restat, Pledge/Un-pledge/Confiscate. Depending on the type of trade that client does in the share market the instruction entry would be passed to Depository. This will generate a holding in client account. This report will allow user to view holding in his account.

### Understanding LDNSDL Holding

A rectangular button with a dark background and light text that reads "LD-NSDL HOLDING".

To access this report click on  button. LdMobile will display the form to select a criteria to view the report

A screenshot of a mobile application form titled "NSDL Holding". The form has a dark background with white text. It contains two input fields: "Financial Year" with a dropdown menu showing "2017-2018" and a downward arrow, and "Holding Date" with a text input field showing "10/01/2018". At the bottom of the form is a large, rounded rectangular button labeled "SUBMIT".


NSDL Holding

Financial Year 2017-2018


Holding Date 10/01/2018

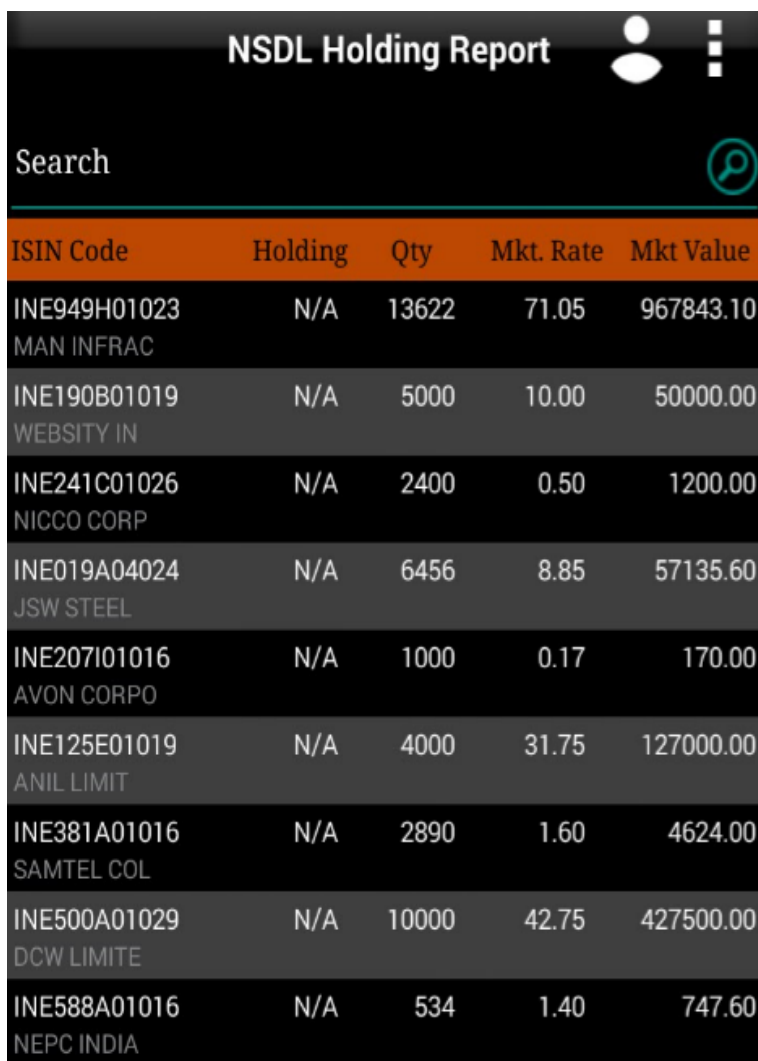
SUBMIT

- The table shown below describes details about report selection criteria


Input	Description
Financial Year	Accepts a Financial Year. This is a list of values. User may select from the list. To open the list press 
Holding Date	Accepts Date on which Client would like to see the holding.



Once you select a required criteria click on  button. LdMobile will fetch the records and display the report as shown in the image below.



**NSDL Holding Report**

Search 

ISIN Code	Holding	Qty	Mkt. Rate	Mkt Value
INE949H01023 MAN INFRAC	N/A	13622	71.05	967843.10
INE190B01019 WEBSITY IN	N/A	5000	10.00	50000.00
INE241C01026 NICCO CORP	N/A	2400	0.50	1200.00
INE019A04024 JSW STEEL	N/A	6456	8.85	57135.60
INE207I01016 AVON CORPO	N/A	1000	0.17	170.00
INE125E01019 ANIL LIMIT	N/A	4000	31.75	127000.00
INE381A01016 SAMTEL COL	N/A	2890	1.60	4624.00
INE500A01029 DCW LIMITE	N/A	10000	42.75	427500.00
INE588A01016 NEPC INDIA	N/A	534	1.40	747.60

## LDNSDL TRANSACTIONS

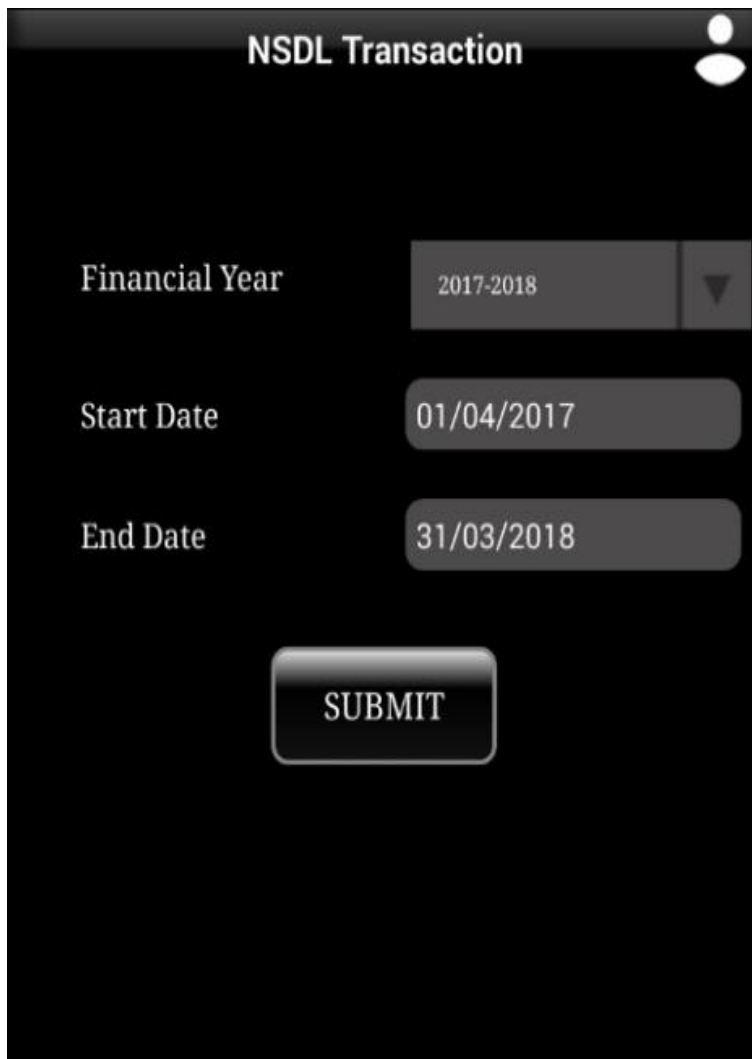
---

DP, carries out transactions like passing instructions, that involves share transfer to same depository (NSDL), namely On Market, Off Market(Within DP or other DP), Early Pay-in , CDSL depository (called as Interdepository), namely Inter-depository Instructions. There are other types of transaction viz. Demat, Destat, Remat, Restat, Pledge/Un-pledge/Confiscate. Depending on the type of trade that client does in the share market the instruction entry would be passed to Depository. This will have transaction(s) in client account. This report will allow user to view Transaction(s) in his account.

### Understanding LDNSDL Transactions

A rectangular button with a dark background and light text that reads "LD-NSDL TRANSACTION".

To access this report click on  button. LdMobile will display the form to select a criteria to view the report

A screenshot of a mobile application form titled "NSDL Transaction". The form has a dark background with white text. It contains three input fields: "Financial Year" with a dropdown menu showing "2017-2018", "Start Date" with a date field showing "01/04/2017", and "End Date" with a date field showing "31/03/2018". At the bottom of the form is a large "SUBMIT" button.

NSDL Transaction


Financial Year 2017-2018

Start Date 01/04/2017


End Date 31/03/2018




SUBMIT

- The table shown below describes details about report selection criteria

Input	Description
Financial Year	Accepts a Financial Year. This is a list of values. User may select from the list. To open the list press 
Start Date	Accepts Date From which Client would like to see the Transactions.
End Date	Accepts Date up to which Client would like to see the Transactions.



Once you select a required criteria click on  button. LdMobile will fetch the records and display the report as shown in the image below.

NSDL Transaction Report  				
Search 				
INE009A01021 INFOSYS LIMITED EQ FV				
Date	Txn Code	Credit	Debit	Closing
01, Apr 2017		0	0	0
Opening Balance				
04, Sep 2017	81000001599805	192	0	192
By Off Mkt NIRMAL BANG SEC.PVT LTD/10168582				
11, Sep 2017	81000001653996	7	0	199
By Off Mkt NIRMAL BANG SEC.PVT LTD/10168582				
16, Oct 2017	81000001938485	1	0	200
By Off Mkt NIRMAL BANG SEC.PVT LTD/10168582				
08, Dec 2017	10000013392865	0	200	0
To NIRMAL BANG SEC PVT LTD / 2017097				
22, Dec 2017	81000002562617	95	0	95
By CM ICCL DIRECT DELIVERY ACCO/BUY-BACK/2017097				
27, Dec 2017	10000013545764	0	95	0
To CM NIRMAL BANG SECURITIES PR/Normal/2017245				
INE018I01017 MINDTREE LIMITED EQ Eq				


## LDNSDL FINANCIAL STATEMENT

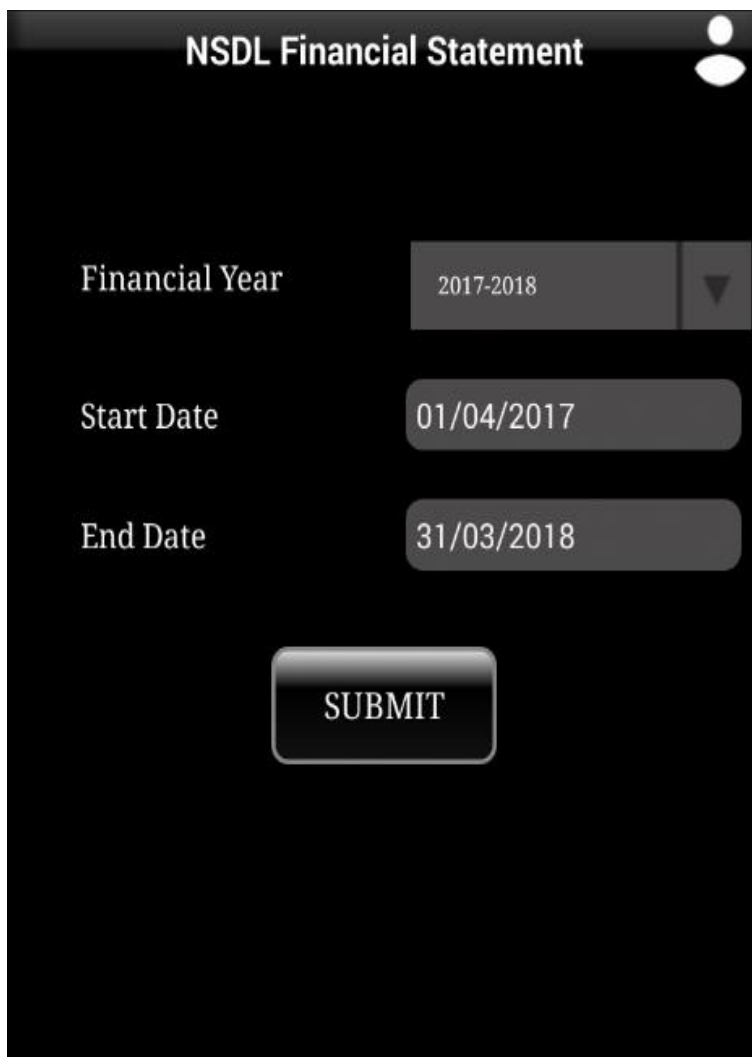
---

DP, carries out transactions like passing instructions, that involves share transfer to same depository (NSDL), namely On Market, Off Market(Within DP or other DP), Early Pay-in , CDSL depository (called as Interdepository), namely Inter-depository Instructions. There are other types of transaction viz. Demat, Destat, Remat, Restat, Pledge/Un-pledge/Confiscate. Depending on the type of trade that client does in the share market the instruction entry would be passed to Depository. This will have transaction(s) in client account. LD-NSDL Back-Office Software generates bill and produces bill amounts. These are then passed to Client Ledger Accounts which forms a Financial Statement This report will allow user to view this statement.

### Understanding LDNSDL Financial Statement

LD-NSDL FINANCIAL STATEMENT

To access this report click on  button. LdMobile will display the form to select a criteria to view the report



NSDL Financial Statement


Financial Year 2017-2018

Start Date 01/04/2017

End Date 31/03/2018

SUBMIT

- The table shown below describes details about report selection criteria

Input	Description
Financial Year	Accepts a Financial Year. This is a list of values. User may select from the list. To open the list press 
Start Date	Accepts Date From which Client would like to see the Financial Statement.
End Date	Accepts Date up to which Client would like to see the Financial Statement.



Once you select a required criteria click on  button. LdMobile will fetch the records and display the report as shown in the image below.

## NSDL Financial Statement Report ⋮

From and To Date :01/04/2015 to 31/03/2016

Search 🔍

Date	Voucher	Dr Cr Balance	Balance
30, Apr 2015 <small>For Bill 2</small>	265817	16.85	17.00
04, May 2015 <small>BEING DP C</small>	JVNS 0115	16.85	0.00

Final Credit Balance : 0.00 Cr

**Detail View**

Narration : For Bill 265817 from 01/04/2015 to 30/04/2015

Cheque No : NA      Bank Code : NA